

Scaled data based on original data using
LM-79-08 Approved Method: Electrical and Photometric Measurements of Solid-
State Lighting Products

Test Report Prepared for
Cooper Lighting Solutions
(formerly Eaton)

Brand: STREETWORKS

Report Number: P459760

Luminaire Tested: **GAW-SA1A-AMB-U-5MQ**

Issue Date: 1/6/2021

Test Information

Test Method: LM-79-08
Report Number: P459760
TEST IS SCALED FROM IESNA LM-79-08 TEST DATA (G3-2003-697-3)
Test Lab: INNOVATION CENTER
Issue Date: 1/6/2021
Manufacturer: COOPER LIGHTING SOLUTIONS (FORMERLY EATON)
Product Line: STREETWORKS
Catalog Number: GAW-SA1A-AMB-U-5MQ
Description: GALLEON WALL LUMINAIRE
(1) NARROW BAND AMBER, 500mA LIGHTSQUARE WITH 16 LEDS AND TYPE V MEDIUM OPTICS
Light Source: -
Ballast/Driver: ELECTRONIC DRIVER

Summary

Lumens per Lamp: N/A
Luminaire Lumens: 1241 lumens
Efficiency: N/A
Efficacy: 54.9 lumens/watt
Luminous Opening: Rectangular (W 0.5' x L: 0.5' x H: 0')
IES Classification: Type V - Short - Full Cutoff
BUG Rating: B1 - U0 - G0

Input Watts (W): 22.6
Input Voltage (V): NR
Input Current (Ain): NR
Voltage Rise (V): NR
Power Factor: NR
Total Harmonic Distortion (THDi): NR
Frequency (hertz): 60
Stabilization Time: NR
Operation Time: NR
Ambient Temperature (°C): NR
Test Distance: 28.75 FT

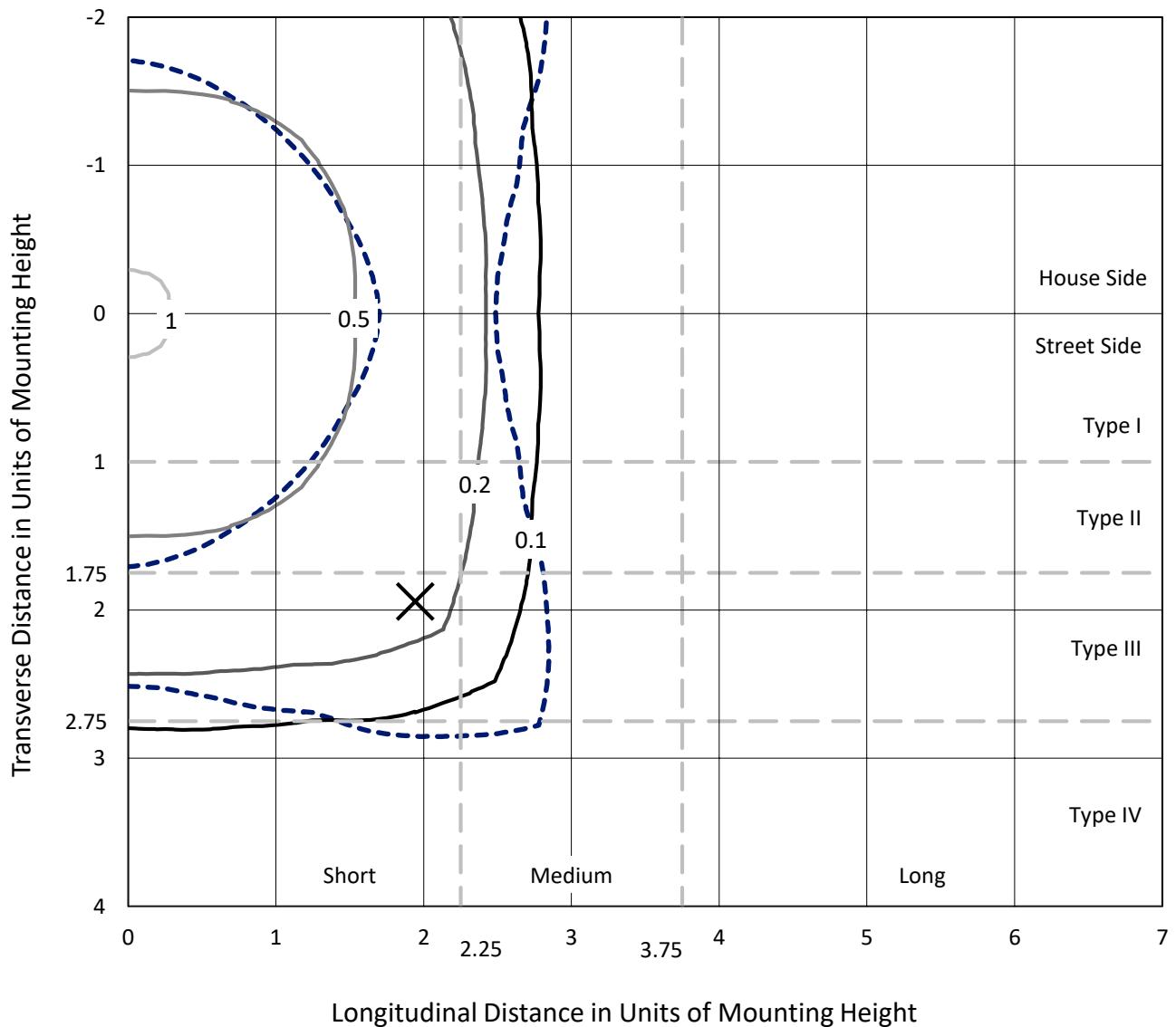


REPORT NUMBER: P459760

CATALOG NUMBER: GAW-SA1A-AMB-U-5MQ

Iso-Footcandle Lines of Horizontal Illumination

✕ Max cd
 - - - 1/2 Max cd

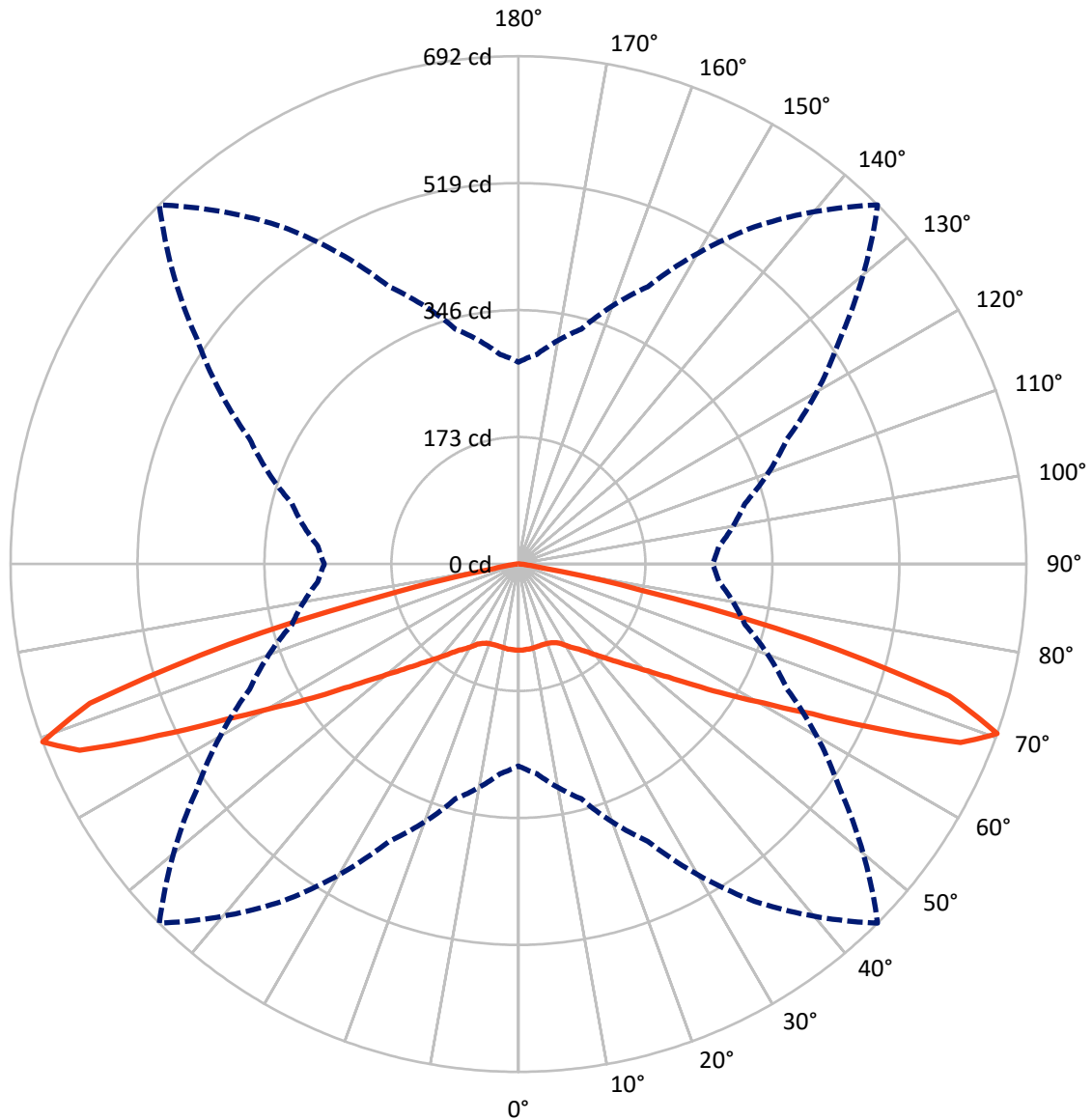


Based on 10 foot mounting height. Maximum calculated value = 1.2 fc
 Type V - Short - Full Cutoff

REPORT NUMBER: P459760

CATALOG NUMBER: GAW-SA1A-AMB-U-5MQ

Luminous Intensity Polar Plot



— Vertical Plane Through 45-Deg Lateral - - - Horizontal Cone Through 70-Deg Vertical

REPORT NUMBER: P459760

CATALOG NUMBER: GAW-SA1A-AMB-U-5MQ

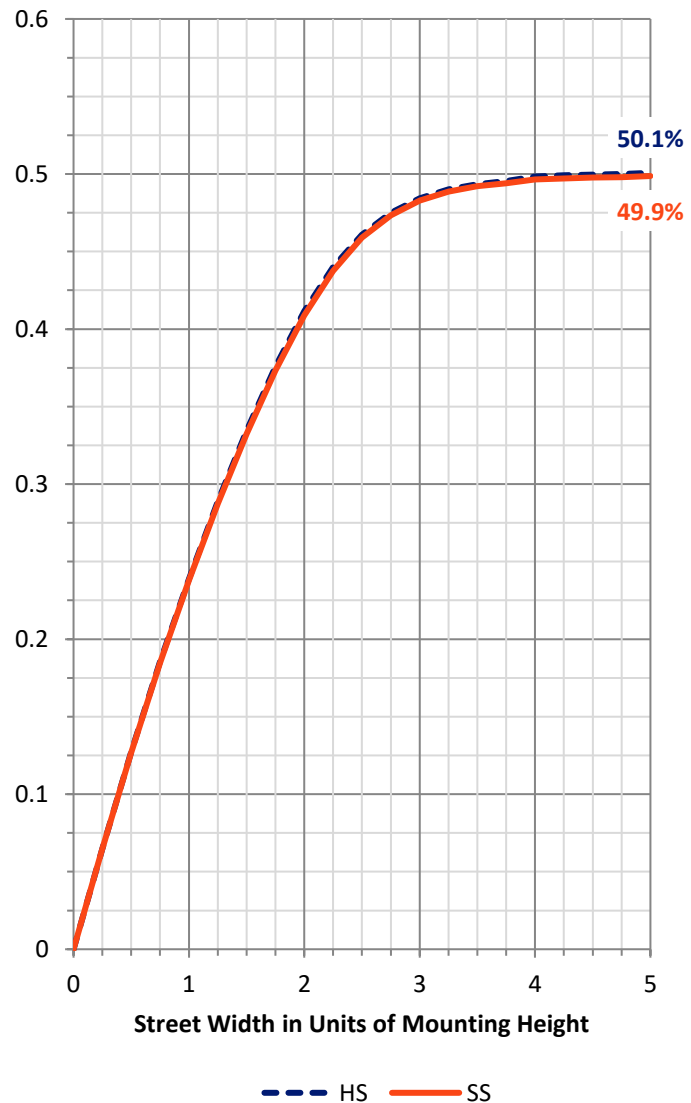
FLUX DISTRIBUTION:

		Downward	Upward	Total
House Side	Lumens	620.5	0.0	620.5
	% Fixture	50.0	0.0	50.0
Street Side	Lumens	620.5	0.0	620.5
	% Fixture	50.0	0.0	50.0
Total	Lumens	1241.0	0.0	1241.0
	% Fixture	100.0	0.0	100.0

Coefficient of Utilization

ZONAL LUMENS:

Zone	Lumens	% Fixture
0°-10°	11.2	0.9
10°-20°	32.4	2.6
20°-30°	54.9	4.4
30°-40°	90.0	7.3
40°-50°	150.5	12.1
50°-60°	264.2	21.3
60°-70°	434.0	35.0
70°-80°	195.7	15.8
80°-90°	8.1	0.7
90°-100°	0.0	0.0
100°-110°	0.0	0.0
110°-120°	0.0	0.0
120°-130°	0.0	0.0
130°-140°	0.0	0.0
140°-150°	0.0	0.0
150°-160°	0.0	0.0
160°-170°	0.0	0.0
170°-180°	0.0	0.0
0°-90°	1241.0	100.0
0°-180°	1241.0	100.0



REPORT NUMBER: P459760

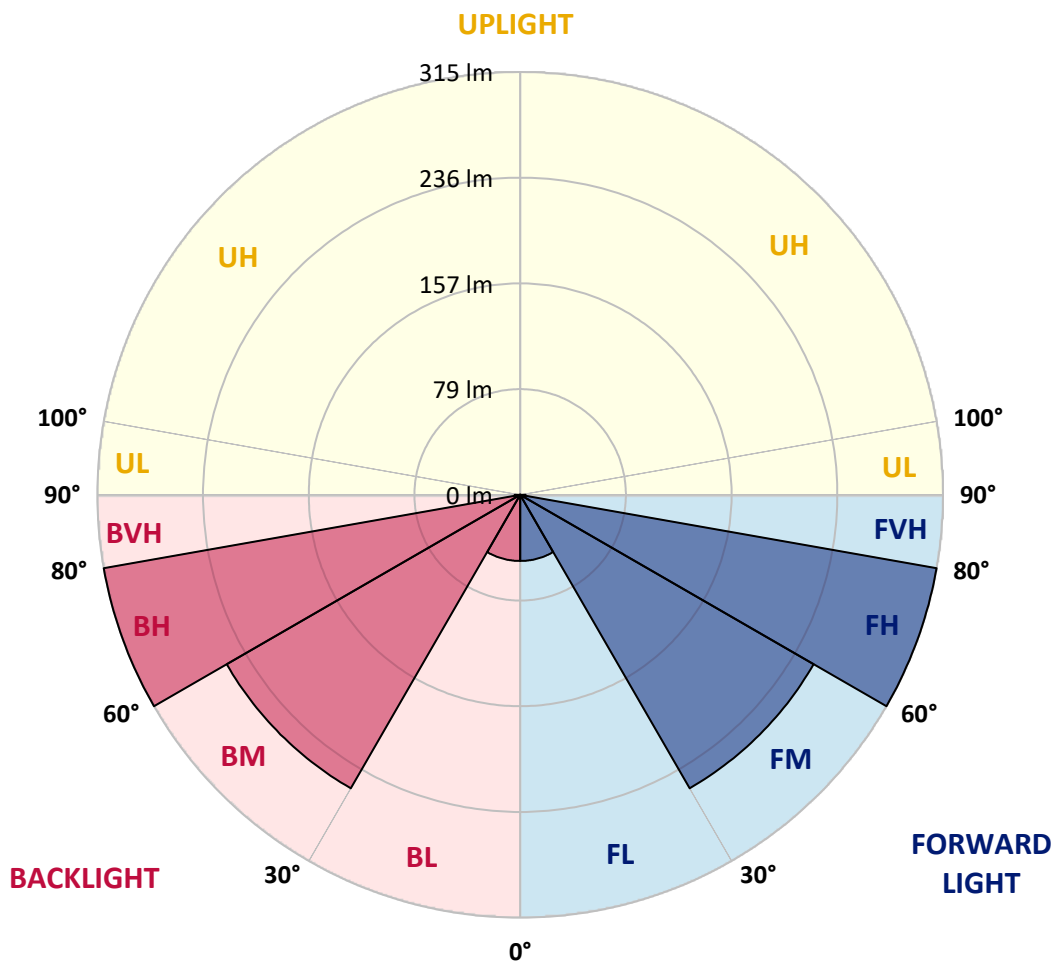
CATALOG NUMBER: GAW-SA1A-AMB-U-5MQ

LUMINAIRE CLASSIFICATION SYSTEM LUMEN TABLE AND BUG RATING:

Zone	Lumens	% Fixture	Zone Rating/Lumen Limit		
			B	U	G
FL (0°-30°)	49.2	4.0			
FM (30°-60°)	252.3	20.3			
FH (60°-80°)	314.9	25.4			G0/660
FVH (80°-90°)	4.1	0.3			G0/10
BL (0°-30°)	49.2	4.0	B0/110		
BM (30°-60°)	252.3	20.3	B1/1000		
BH (60°-80°)	314.9	25.4	B1/500		G0/660
BVH (80°-90°)	4.1	0.3			G0/10
UL (90°-100°)	0.0	0.0		U0/0	
UH (100°-180°)	0.0	0.0		U0/0	

BUG Rating: B1-U0-G0

Type V Short





REPORT NUMBER: P459760

CATALOG NUMBER: GAW-SA1A-AMB-U-5MQ

CANDELA DISTRIBUTION (FULL):

	0°	5°	15°	25°	35°	45°	55°	65°	75°	85°	90°
0°	117.4	117.4	117.4	117.4	117.4	117.4	117.4	117.4	117.4	117.4	117.4
2.5°	117.9	117.9	117.9	117.9	117.4	117.4	117.4	117.4	117.4	117.4	117.4
5°	117.9	117.9	117.9	117.4	117.4	116.9	117.4	116.9	116.9	116.9	117.4
7.5°	117.9	117.9	117.9	117.4	117.4	116.9	116.9	116.4	116.4	116.4	116.4
10°	116.4	116.4	116.4	116.4	116.4	115.9	115.9	115.4	115.4	115.4	115.4
12.5°	114.9	115.4	114.9	114.9	115.4	115.4	114.9	114.4	113.9	113.9	114.4
15°	113.9	113.9	113.9	113.9	114.9	114.9	114.9	113.9	113.4	113.4	113.4
17.5°	112.9	112.9	112.9	113.9	114.4	114.9	114.4	113.9	113.4	112.4	112.4
20°	112.4	112.4	112.9	113.9	114.9	115.4	115.4	114.4	113.4	112.4	112.4
22.5°	112.4	112.4	113.4	114.9	115.9	116.4	116.4	115.4	114.4	113.4	113.4
25°	114.4	113.9	114.9	116.9	118.4	118.9	119.4	117.9	116.4	115.4	114.9
27.5°	117.4	117.9	118.9	121.0	123.0	122.5	123.0	122.0	121.0	119.4	119.4
30°	123.5	123.5	125.0	127.0	128.6	129.1	129.1	128.1	126.5	125.5	125.0
32.5°	130.6	130.6	132.1	134.6	135.6	136.1	135.6	134.6	132.6	131.1	130.6
35°	137.7	137.7	139.7	142.7	143.7	142.7	143.2	142.2	140.7	139.7	139.2
37.5°	146.3	146.3	148.8	151.3	152.9	151.8	153.4	152.9	150.8	149.8	149.3
40°	156.4	156.9	159.4	162.5	162.5	163.0	164.5	165.0	163.0	162.0	161.0
42.5°	169.0	170.1	172.1	175.1	175.6	175.6	177.7	178.2	177.1	175.1	174.1
45°	184.2	185.2	188.3	191.3	191.3	190.3	193.3	195.9	193.8	190.8	189.8
47.5°	201.9	203.0	207.0	209.5	210.6	208.0	212.6	215.6	213.1	211.1	209.0
50°	223.2	225.2	229.3	233.3	232.3	229.3	235.4	238.9	237.4	232.8	231.3
52.5°	246.0	247.5	255.6	259.6	259.6	256.1	264.2	267.2	262.7	256.6	254.6
55°	276.9	276.3	281.9	291.0	294.6	291.0	297.6	298.6	292.5	287.5	283.9
57.5°	308.7	309.8	317.3	326.0	331.0	335.1	335.1	332.5	323.9	314.3	312.3
60°	345.7	348.7	357.8	369.0	379.1	384.7	376.1	371.0	357.8	349.7	346.7
62.5°	386.7	390.7	404.4	422.6	438.8	450.0	435.8	421.6	404.9	392.3	390.2
65°	399.3	402.9	429.7	469.2	516.8	543.1	498.0	464.1	424.6	398.3	395.3
67.5°	371.5	373.0	406.9	474.8	570.4	649.9	550.7	465.6	405.4	367.5	365.4
70°	275.3	287.0	331.5	417.1	561.3	692.4	535.0	404.4	319.9	274.3	264.7
72.5°	161.5	158.9	192.8	276.9	458.6	614.4	435.3	274.3	196.9	162.5	154.9
75°	63.3	64.3	80.5	128.1	259.6	409.5	260.7	129.1	71.9	58.7	58.2
77.5°	21.8	22.3	24.3	30.9	83.5	169.0	86.0	31.4	23.8	25.3	25.8
80°	13.7	13.2	14.7	15.2	18.2	33.4	19.7	16.2	15.7	15.7	16.2
82.5°	7.1	7.6	10.1	10.6	11.1	12.7	12.7	12.1	10.6	8.1	7.1
85°	4.6	3.5	7.1	7.6	7.1	6.6	8.1	9.1	8.1	4.6	5.1
87.5°	2.0	2.0	3.5	3.5	3.5	2.5	3.5	5.1	5.1	2.0	2.0
90°	0.0	0.0	0.0	0.0	0.0	0.0	0.0	0.0	0.0	0.0	0.0

(END OF REPORT)